

Scaled data based on original data using
LM-79-08 Approved Method: Electrical and Photometric Measurements of Solid-
State Lighting Products

Test Report Prepared for
Cooper Lighting Solutions
(formerly Eaton)

Brand: INVUE

Report Number: P677004

Luminaire Tested: **CCW-SA-2E-740-U-SL3-HSS**

Issue Date: 04/25/2023



Test Information

Test Method: LM-79-08
Report Number: P677004
Test Lab: INNOVATION CENTER(G1)
Issue Date: 04/25/2023
Manufacturer: COOPER LIGHTING SOLUTIONS (FORMERLY EATON)
Product Line: INVUE
Catalog Number: CCW-SA-2E-740-U-SL3-HSS
Description: INVUE CLEAR CURVE Wall Pack MOUNT Light Square Luminaire @1050mA w/
SL3 distribution lens and House Side Shield
Light Source: (32) 4000K CCT, 70 CRI LEDs
Ballast/Driver: ELECTRONIC DRIVER

Summary

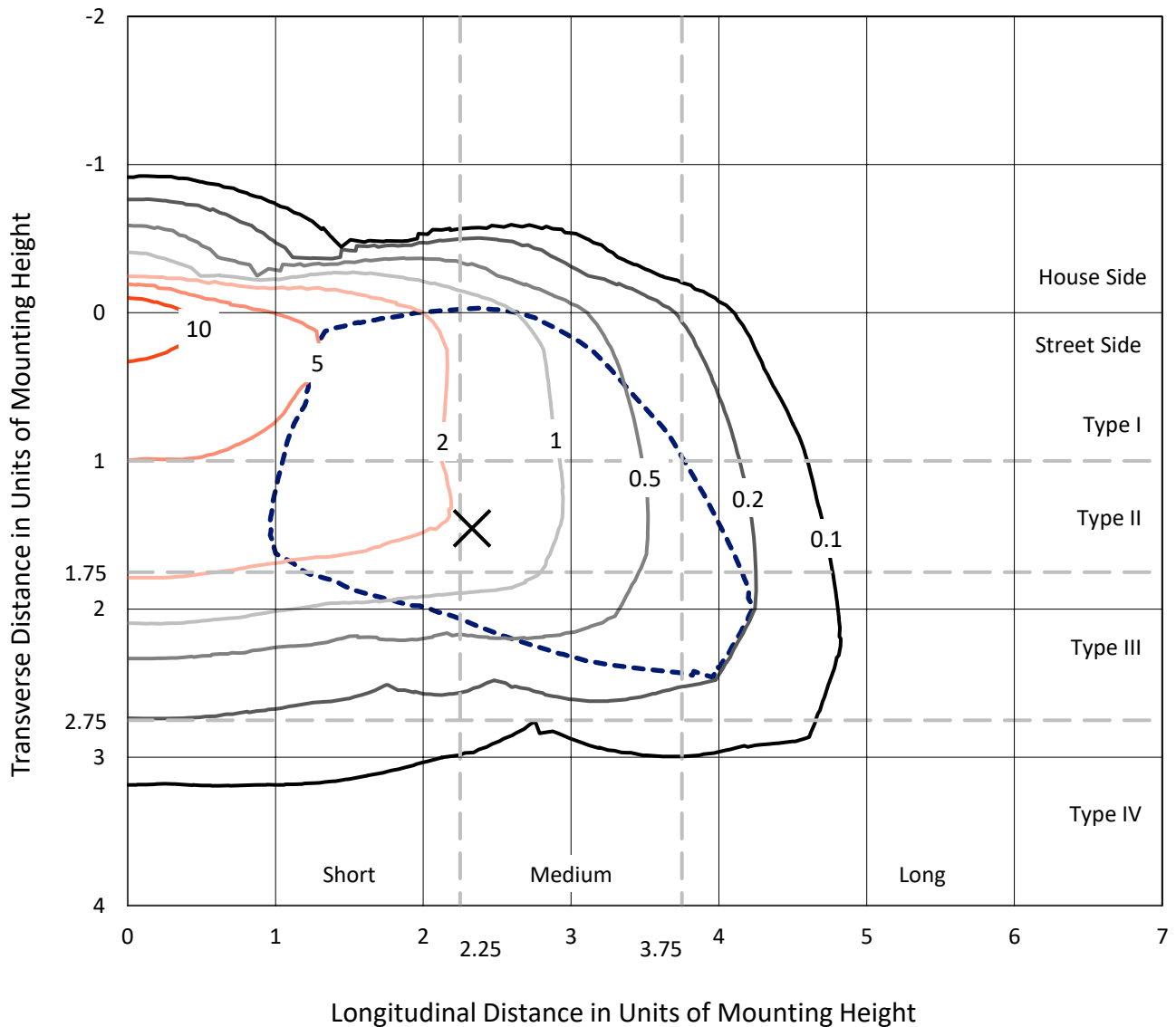
Lumens per Lamp: N/A
Luminaire Lumens: 11298.7 lumens
Efficiency: N/A
Efficacy: 106.0 lumens/watt
Luminous Opening: Rectangular (W 1' x L: 1' x H: 0')
IES Classification: Type III - Medium
BUG Rating: B1 - U0 - G3

Input Watts (W): 106.6
Input Voltage (V): 120
Input Current (A_{in}): NR
Voltage Rise (V): NR
Power Factor: NR
Total Harmonic Distortion (THDi): NR
Frequency (hertz): 60
Stabilization Time: NR
Operation Time: NR
Ambient Temperature (°C): NR
Test Distance: 25 FT

REPORT NUMBER: P677004
 CATALOG NUMBER: CCW-SA-2E-740-U-SL3-HSS

Iso-Footcandle Lines of Horizontal Illumination

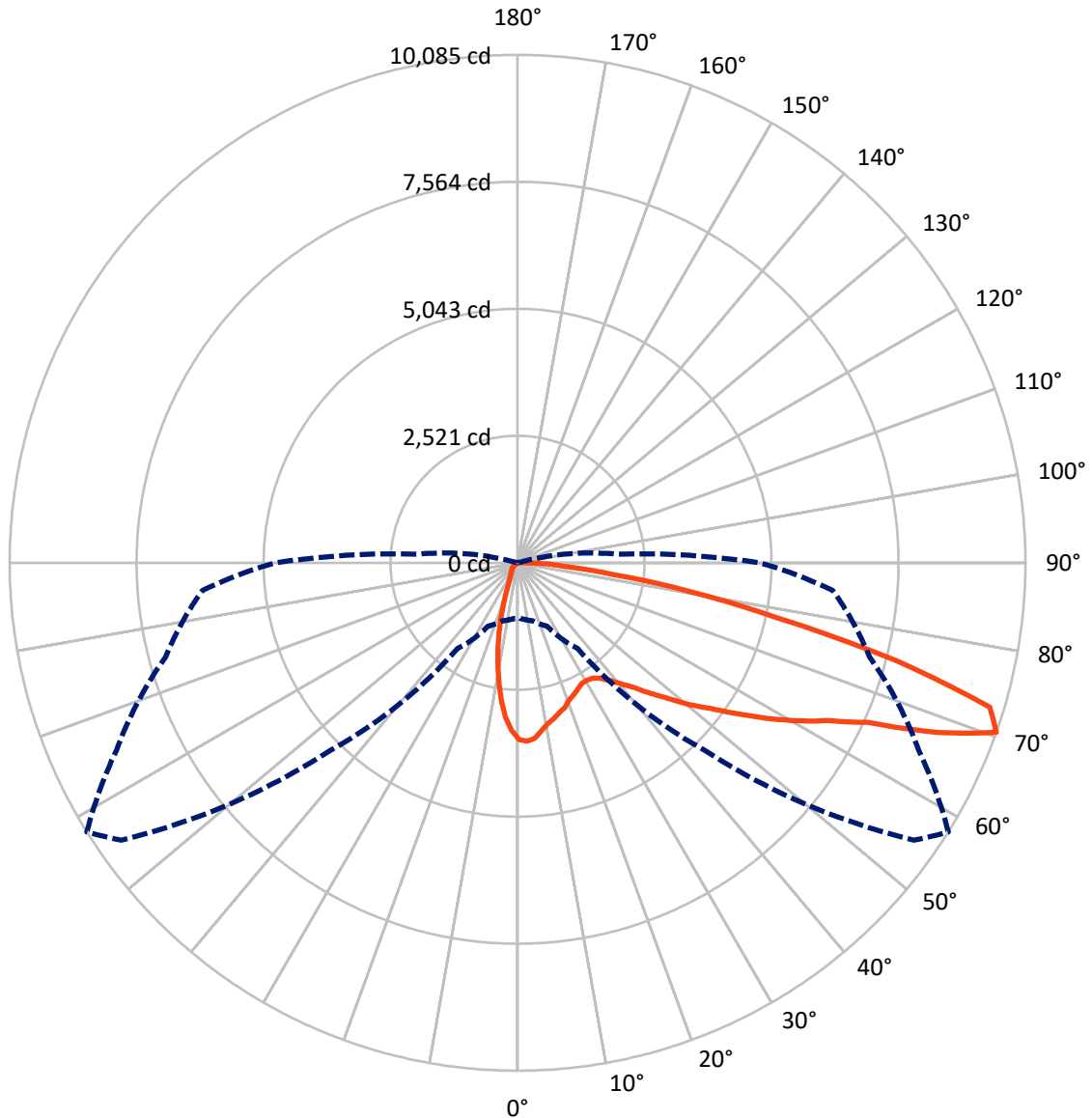
✕ Max cd
 - - - 1/2 Max cd



Based on 15 foot mounting height. Maximum calculated value = 15.6 fc
 Type III - Medium - N/A

REPORT NUMBER: P677004
CATALOG NUMBER: CCW-SA-2E-740-U-SL3-HSS

Luminous Intensity Polar Plot



— Vertical Plane Through 58-Deg Lateral - - - Horizontal Cone Through 70-Deg Vertical

REPORT NUMBER: P677004
 CATALOG NUMBER: CCW-SA-2E-740-U-SL3-HSS

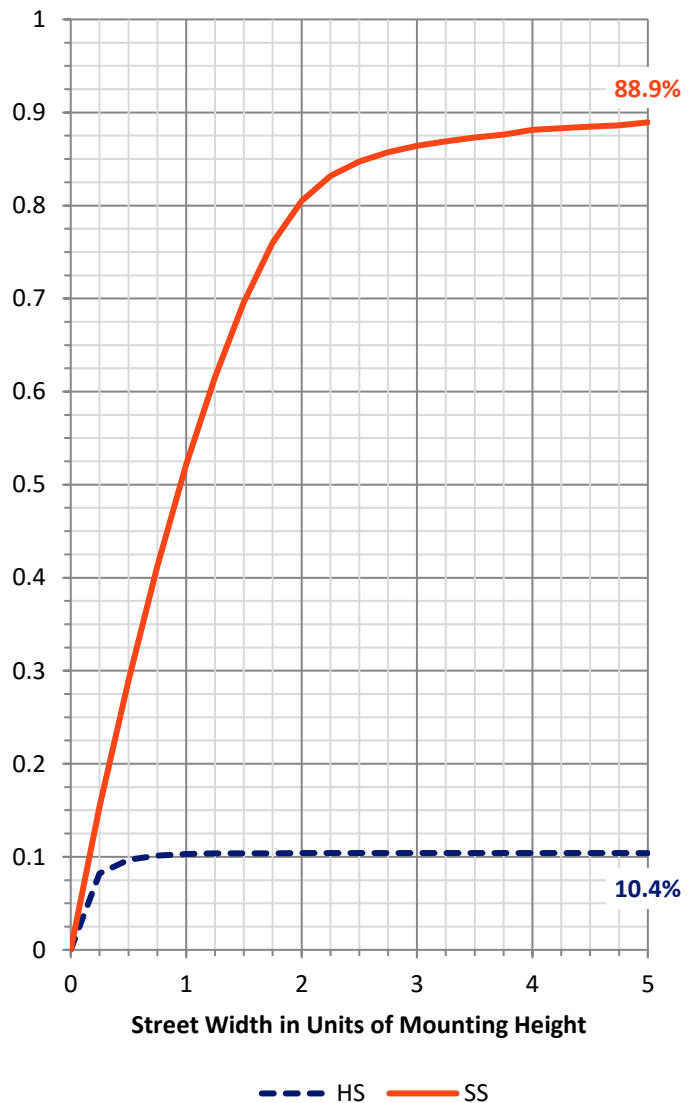
FLUX DISTRIBUTION:

		Downward	Upward	Total
House Side	Lumens	1183.2	0.0	1183.2
	% Fixture	10.5	0.0	10.5
Street Side	Lumens	10115.5	0.0	10115.5
	% Fixture	89.5	0.0	89.5
Total	Lumens	11298.7	0.0	11298.7
	% Fixture	100.0	0.0	100.0

Coefficient of Utilization

ZONAL LUMENS:

Zone	Lumens	% Fixture
0°-10°	286.2	2.5
10°-20°	595.8	5.3
20°-30°	797.8	7.1
30°-40°	1078.4	9.5
40°-50°	1547.8	13.7
50°-60°	2280.9	20.2
60°-70°	2782.1	24.6
70°-80°	1698.9	15.0
80°-90°	230.8	2.0
90°-100°	0.0	0.0
100°-110°	0.0	0.0
110°-120°	0.0	0.0
120°-130°	0.0	0.0
130°-140°	0.0	0.0
140°-150°	0.0	0.0
150°-160°	0.0	0.0
160°-170°	0.0	0.0
170°-180°	0.0	0.0
0°-90°	11298.7	100.0
0°-180°	11298.7	100.0

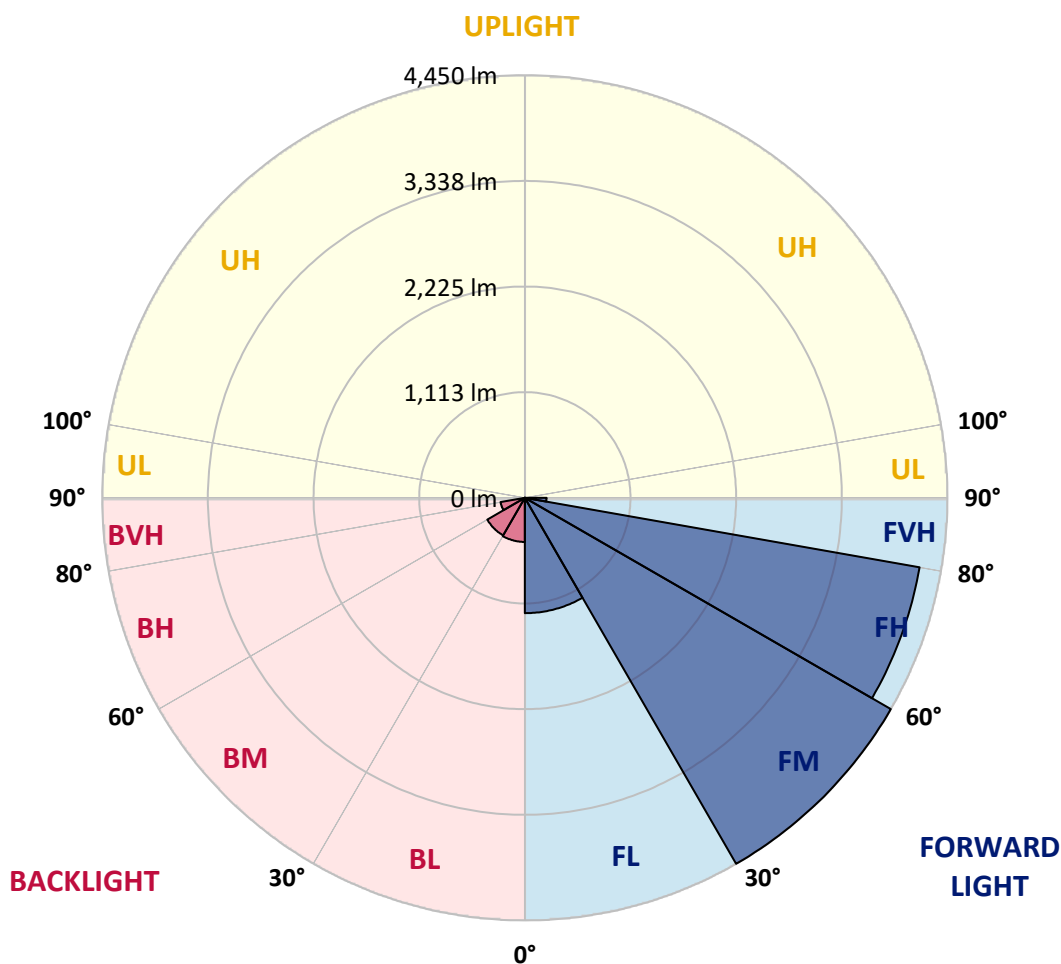


REPORT NUMBER: P677004
 CATALOG NUMBER: CCW-SA-2E-740-U-SL3-HSS

LUMINAIRE CLASSIFICATION SYSTEM LUMEN TABLE AND BUG RATING:

Zone	Lumens	% Fixture	Zone Rating/Lumen Limit		
			B	U	G
FL (0°-30°)	1214.8	10.8			
FM (30°-60°)	4450.4	39.4			
FH (60°-80°)	4221.7	37.4			G2/5000
FVH (80°-90°)	228.6	2.0			G3/500
BL (0°-30°)	465.0	4.1	B1/500		
BM (30°-60°)	456.6	4.0	B1/1000		
BH (60°-80°)	259.3	2.3	B1/500		G1/500
BVH (80°-90°)	2.2	0.0			G0/10
UL (90°-100°)	0.0	0.0		U0/0	
UH (100°-180°)	0.0	0.0		U0/0	

BUG Rating: B1-U0-G3
 Type III Medium





REPORT NUMBER: P677004

CATALOG NUMBER: CCW-SA-2E-740-U-SL3-HSS

CANDELA DISTRIBUTION (FULL):

	0°	5°	15°	25°	35°	45°	55°	58°	65°	75°	85°
0°	3507.5	3507.5	3507.5	3507.5	3507.5	3507.5	3507.5	3507.5	3507.5	3507.5	3507.5
2.5°	3571.0	3584.3	3552.5	3589.6	3555.1	3571.0	3552.5	3547.2	3549.8	3552.5	3531.3
5°	3404.1	3435.9	3449.2	3428.0	3478.3	3470.4	3502.2	3504.8	3491.6	3478.3	3481.0
7.5°	3184.3	3216.0	3229.3	3242.5	3292.9	3359.1	3401.5	3375.0	3396.2	3443.9	3372.3
10°	3025.3	3017.4	3014.7	3041.2	3136.6	3192.2	3263.7	3255.8	3308.8	3353.8	3295.5
12.5°	2829.3	2813.4	2861.1	2882.3	2967.0	3065.0	3120.7	3179.0	3231.9	3279.6	3213.4
15°	2683.6	2696.8	2715.4	2760.4	2821.3	2951.1	3033.3	3088.9	3184.3	3208.1	3181.6
17.5°	2567.0	2577.6	2604.1	2627.9	2704.8	2829.3	2959.1	3025.3	3126.0	3189.6	3107.4
20°	2569.7	2537.9	2537.9	2561.7	2604.1	2752.4	2890.2	2911.4	3049.2	3157.8	3102.1
22.5°	2572.3	2561.7	2537.9	2535.2	2553.8	2659.7	2800.1	2847.8	2996.2	3123.3	3057.1
25°	2609.4	2569.7	2572.3	2535.2	2543.2	2596.1	2707.4	2778.9	2948.5	3141.9	3033.3
27.5°	2641.2	2659.7	2622.6	2606.7	2561.7	2559.1	2651.8	2712.7	2924.6	3184.3	3049.2
30°	2712.7	2726.0	2726.0	2715.4	2673.0	2612.0	2633.2	2710.1	2877.0	3176.3	3022.7
32.5°	2831.9	2808.1	2839.9	2824.0	2768.3	2673.0	2691.5	2731.3	2906.1	3277.0	3065.0
35°	2871.7	2890.2	2932.6	2898.2	2879.6	2824.0	2786.9	2816.0	2948.5	3377.6	3128.6
37.5°	2993.5	2967.0	2996.2	3073.0	3091.5	2990.9	2919.3	2961.7	3107.4	3496.9	3186.9
40°	3004.1	3025.3	3078.3	3229.3	3247.8	3205.4	3147.2	3157.8	3266.4	3650.5	3332.6
42.5°	3057.1	3080.9	3189.6	3316.7	3417.4	3425.3	3382.9	3382.9	3475.7	3896.9	3494.2
45°	3160.4	3120.7	3261.1	3475.7	3621.4	3650.5	3706.1	3692.9	3767.1	4156.5	3796.2
47.5°	3200.2	3213.4	3367.0	3626.7	3793.6	3928.7	4021.4	4024.0	4061.1	4487.6	4188.3
50°	3330.0	3327.3	3512.7	3753.8	4000.2	4246.6	4426.7	4426.7	4424.1	4810.8	4524.7
52.5°	3502.2	3496.9	3639.9	3926.0	4246.6	4556.5	4794.9	4802.9	4863.8	5208.2	4911.5
55°	3783.0	3759.1	3896.9	4108.8	4492.9	4869.1	5282.4	5285.0	5237.3	5491.7	5189.6
57.5°	4018.7	4016.1	4130.0	4334.0	4768.4	5271.8	5751.3	5822.8	5671.8	5783.1	5412.2
60°	3957.8	3992.2	4228.0	4530.0	5059.8	5775.1	6257.2	6368.5	6127.4	5981.7	5579.1
62.5°	3579.0	3658.5	3915.4	4397.6	5306.2	6506.3	6954.0	6903.6	6365.9	6151.3	5783.1
65°	2575.0	2654.4	2972.3	3695.5	5020.1	7022.8	7870.6	7642.7	6789.7	6403.0	6055.9
67.5°	1515.3	1547.1	1745.8	2357.7	3753.8	6742.0	8983.2	9001.8	7624.2	6789.7	6527.5
70°	1094.1	1117.9	1194.8	1390.8	2079.6	5285.0	9603.1	10085.2	8781.9	7234.8	6278.4
72.5°	839.8	839.8	969.6	1157.7	1324.6	3165.7	8837.5	9804.4	9033.5	6808.3	5059.8
75°	604.0	619.9	760.3	996.1	1221.2	1589.5	6511.6	7780.5	7656.0	5518.1	3533.9
77.5°	347.0	355.0	535.1	834.5	1147.1	1091.4	4024.0	5274.4	5422.8	3454.5	1531.2
80°	177.5	182.8	299.4	659.6	1038.5	951.0	2400.1	3473.0	2945.8	1004.0	355.0
82.5°	87.4	87.4	135.1	421.2	882.2	842.4	1412.0	1918.0	1043.8	230.5	148.4
85°	29.1	31.8	60.9	238.4	638.4	508.6	863.6	911.3	349.7	87.4	82.1
87.5°	7.9	10.6	15.9	87.4	278.2	333.8	513.9	582.8	143.1	34.4	39.7
90°	0.0	0.0	0.0	0.0	0.0	0.0	0.0	0.0	0.0	0.0	0.0



REPORT NUMBER: P677004
 CATALOG NUMBER: CCW-SA-2E-740-U-SL3-HSS

CANDELA DISTRIBUTION (continued):

	90°	95°	105°	115°	125°	135°	145°	155°	165°	175°	180°
0°	3507.5	3507.5	3507.5	3507.5	3507.5	3507.5	3507.5	3507.5	3507.5	3507.5	3507.5
2.5°	3451.8	3433.3	3412.1	3359.1	3316.7	3261.1	3224.0	3194.9	3139.2	3149.8	3126.0
5°	3417.4	3382.9	3261.1	3144.5	3038.6	2877.0	2765.7	2694.2	2635.9	2577.6	2620.0
7.5°	3356.5	3274.3	3083.6	2866.4	2641.2	2429.3	2217.3	2090.2	1997.4	1912.7	1910.0
10°	3253.1	3120.7	2821.3	2537.9	2190.8	1912.7	1642.5	1430.5	1292.8	1192.1	1189.5
12.5°	3136.6	2998.8	2622.6	2161.7	1761.7	1369.6	1046.4	821.2	691.4	611.9	601.4
15°	3062.4	2861.1	2373.6	1827.9	1332.5	892.8	580.2	439.8	389.4	370.9	370.9
17.5°	2967.0	2736.6	2127.3	1480.9	924.5	516.6	376.2	339.1	336.4	331.1	325.8
20°	2927.3	2641.2	1907.4	1181.5	585.5	365.6	323.2	315.2	315.2	309.9	304.7
22.5°	2821.3	2503.4	1674.3	866.3	389.4	320.5	304.7	294.1	288.8	283.5	288.8
25°	2773.6	2405.4	1454.4	598.7	317.9	286.1	278.2	267.6	259.6	257.0	257.0
27.5°	2741.9	2307.4	1239.8	415.9	280.8	262.3	246.4	238.4	227.8	217.2	217.2
30°	2718.0	2230.6	1033.2	307.3	251.7	233.1	219.9	201.3	188.1	177.5	177.5
32.5°	2686.2	2140.5	826.5	262.3	227.8	209.3	185.4	169.5	151.0	143.1	143.1
35°	2696.8	2079.6	649.0	233.1	204.0	180.1	158.9	137.8	119.2	111.3	108.6
37.5°	2718.0	2034.5	492.7	209.3	182.8	156.3	132.5	108.6	98.0	87.4	87.4
40°	2808.1	2021.3	362.9	193.4	166.9	137.8	111.3	90.1	79.5	71.5	68.9
42.5°	2959.1	2039.8	280.8	174.8	151.0	116.6	92.7	74.2	63.6	55.6	53.0
45°	3152.5	2111.4	230.5	164.2	132.5	98.0	74.2	60.9	47.7	42.4	42.4
47.5°	3433.3	2222.6	201.3	151.0	116.6	82.1	63.6	47.7	37.1	31.8	31.8
50°	3751.2	2349.8	177.5	135.1	100.7	68.9	50.3	37.1	26.5	23.8	23.8
52.5°	4069.1	2511.4	164.2	124.5	87.4	55.6	39.7	26.5	18.5	15.9	15.9
55°	4402.9	2654.4	148.4	116.6	71.5	45.0	29.1	15.9	10.6	7.9	7.9
57.5°	4636.0	2710.1	129.8	100.7	55.6	34.4	21.2	10.6	5.3	2.6	2.6
60°	4802.9	2718.0	111.3	82.1	42.4	26.5	13.2	5.3	2.6	0.0	0.0
62.5°	4943.3	2733.9	95.4	63.6	31.8	18.5	7.9	2.6	0.0	0.0	0.0
65°	5221.4	2720.7	76.8	50.3	21.2	10.6	5.3	0.0	0.0	0.0	0.0
67.5°	5441.3	2588.2	60.9	34.4	13.2	5.3	2.6	0.0	0.0	0.0	0.0
70°	4813.5	1973.6	47.7	23.8	7.9	2.6	0.0	0.0	0.0	0.0	0.0
72.5°	3780.3	1316.6	31.8	13.2	5.3	2.6	0.0	0.0	0.0	0.0	0.0
75°	2479.6	654.3	23.8	7.9	2.6	0.0	0.0	0.0	0.0	0.0	0.0
77.5°	964.3	172.2	15.9	5.3	0.0	0.0	0.0	0.0	0.0	0.0	0.0
80°	233.1	58.3	7.9	2.6	0.0	0.0	0.0	0.0	0.0	0.0	0.0
82.5°	100.7	21.2	5.3	2.6	0.0	0.0	0.0	0.0	0.0	0.0	0.0
85°	60.9	10.6	2.6	0.0	0.0	0.0	0.0	0.0	0.0	0.0	0.0
87.5°	31.8	5.3	2.6	2.6	0.0	0.0	0.0	0.0	0.0	0.0	0.0
90°	0.0	0.0	0.0	0.0	0.0	0.0	0.0	0.0	0.0	0.0	0.0

(END OF REPORT)